



Seasonal Influenza Vaccine Use by U.S. Adults During the 2009-2010 Vaccination Season

**Katherine Harris
Jurgen Maurer
Lori Uscher-Pines**

**National Influenza Vaccination Summit
May 17, 2010**

**This survey was conducted with financial and other support
from GlaxoSmithKline**

Objectives of the Rapid Survey Project

- **Provide timely data on influenza vaccine uptake**
- **Identify and track trends in uptake**
- **Identify key subgroups in need of targeted interventions**

Project Overview

- **Two nationally representative surveys of adults during annual influenza vaccination season**
 - September through mid-November
 - September through February
- **Results available in just over one month**
 - Uptake for key subgroups
 - Policy relevant context
- **Data from prior years provides a baseline to measure impact of pandemic response on seasonal uptake**

RAND Surveys Members of an Internet-Based Research Panel

- **Surveys administered to Knowledge Networks panelists**
 - 50,000 households recruited with known probability
 - Includes non-computer users and cell-phone only households
- **Studies using Knowledge Networks are published in high-quality health journals, e.g., *Health Services Research*, *JAMA*, and *Health Affairs***
- **Uptake estimates compare favorably to NHIS**
See Harris et al., *Vaccine* 2009

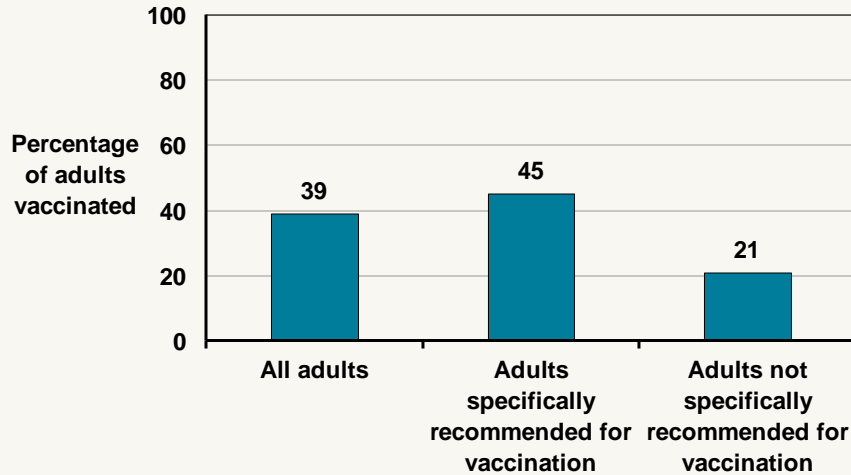
2009-2010 End-of-Season Survey

- 36-item questionnaire fielded March 4-24, 2010
- 74% of sampled panelists responded yielding final sample of n = 4,040
- n = 2,619 also completed end-of-season survey last year
- **Adults specifically recommended for vaccination by Advisory Committee on Immunization Practices identified through questions about**
 - Age
 - High-risk health conditions (e.g., diabetes, asthma)
 - Personal contacts with high-risk individuals
 - Being a healthcare professional
- **All estimates weighted to be representative of U.S. adults age 18 and older based on Census data**

Today's Talk Covers Three Topics

- Uptake of seasonal vaccine among specifically recommended adults
- Patterns of seasonal vaccination this year compared to last year
- Relationships between seasonal and H1N1 pandemic vaccination

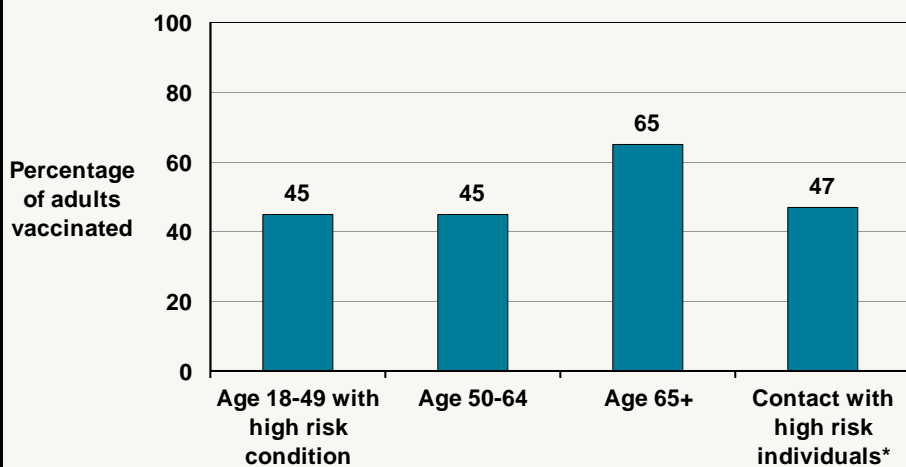
Less Than Half of Recommended Adults Were Vaccinated During the 2009-10 Season



RAND

A8873-7 04/2010

Uptake Among Adults Age 65+ Exceeded That for Other Recommended Groups in 2009-10

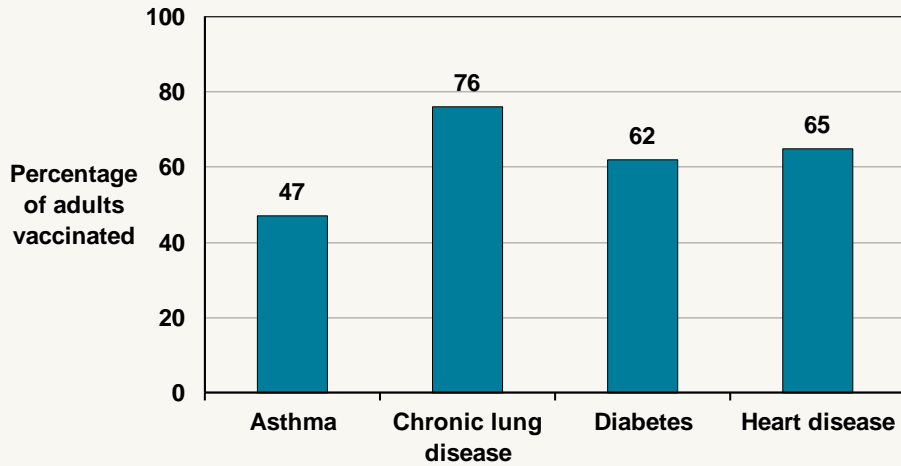


RAND

*Includes healthcare workers, informal caregivers, and personal contacts

A8873-8 04/2010

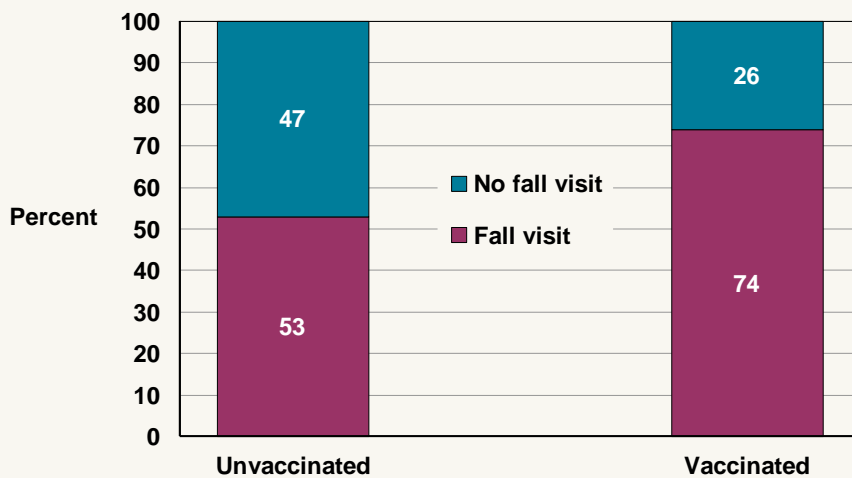
Uptake in 2009-10 Varied Across Adults with Selected Chronic Conditions



RAND

A8873-9 04/2010

Over Half of Unvaccinated Adults Visited a Healthcare Provider During the Fall of 2009

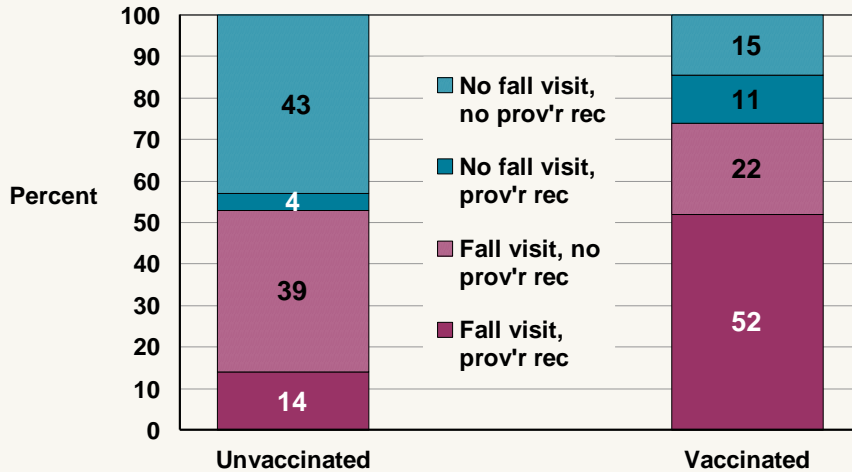


RAND

NOTE: Includes only adults specifically recommended for seasonal vaccine.

A8873-10 04/2010

Unvaccinated Adults Who Visit Healthcare Providers Receive Fewer Recommendations to Be Vaccinated



NOTE: Includes only adults specifically recommended for seasonal vaccine.

RAND

A8873-11 04/2010

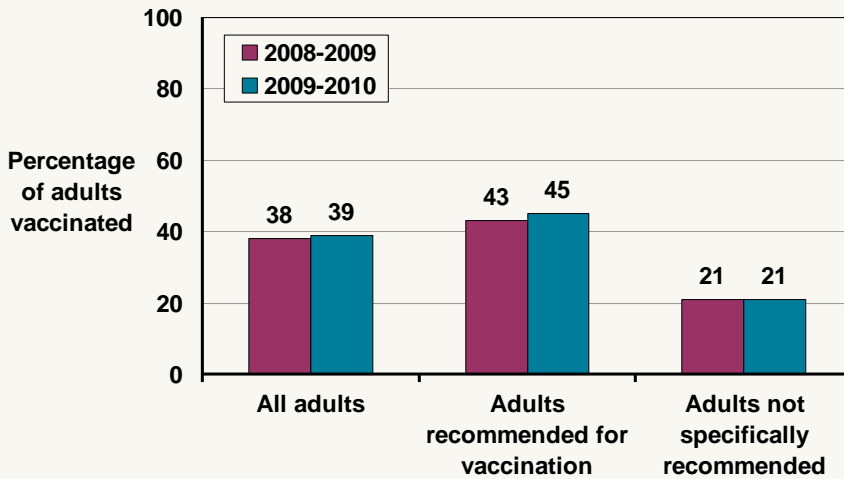
Today's Talk Covers Three Topics

- Uptake of seasonal vaccine among specifically recommended adults
- **Patterns of seasonal vaccination this year compared to last year**
- Relationships between seasonal and H1N1 pandemic vaccination

RAND

A8873-12 04/2010

Uptake of Seasonal Vaccine Remained Unchanged from Last Season

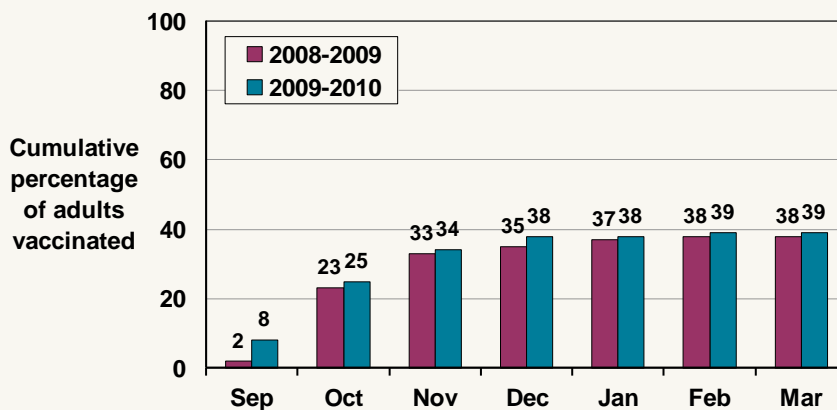


Note: Year-to-year differences not statistically significant.

RAND

A8873-13 04/2010

More Adults Were Vaccinated in September Compared to Last Year

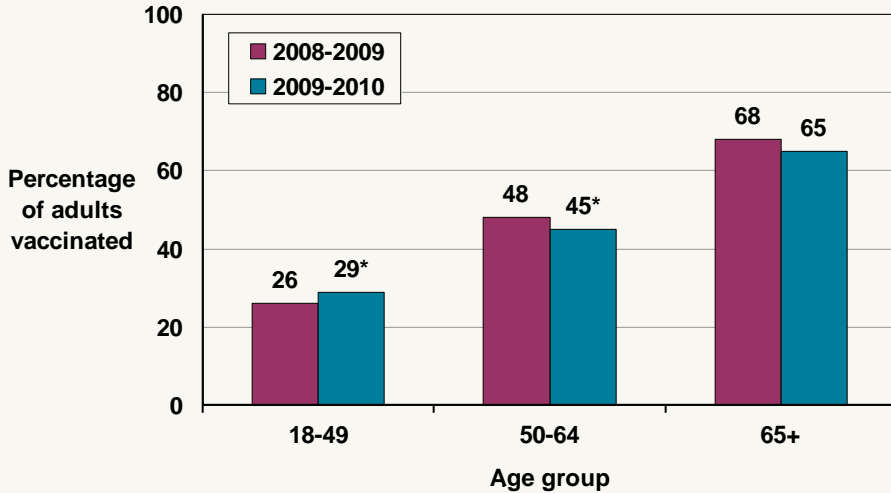


Note: Year-to-year difference in distribution of vaccination months statistically significant at $p < 0.05$ level.

RAND

A8873-14 04/2010

Uptake Increased Among Younger Adults and Declined Among Older Adults

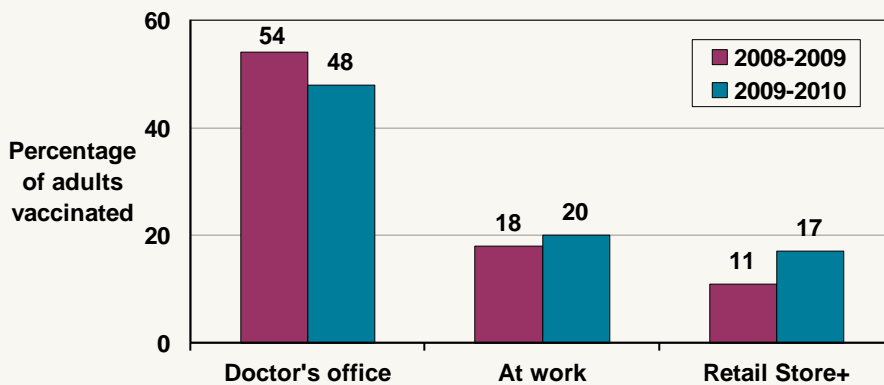


Note: * Indicates year-to-year difference statistically significant at $p < 0.10$ level.

RAND

A8873-15 04/2010

Vaccination in Doctor's Offices Declined and Increased in Other Locations



Note: Year-to-year difference in distribution of locations statistically significant at $p < 0.05$ level.
+ Retail Store includes grocery, drug, or other type off store (e.g., Walmart, Target)

RAND

A8873-16 04/2010

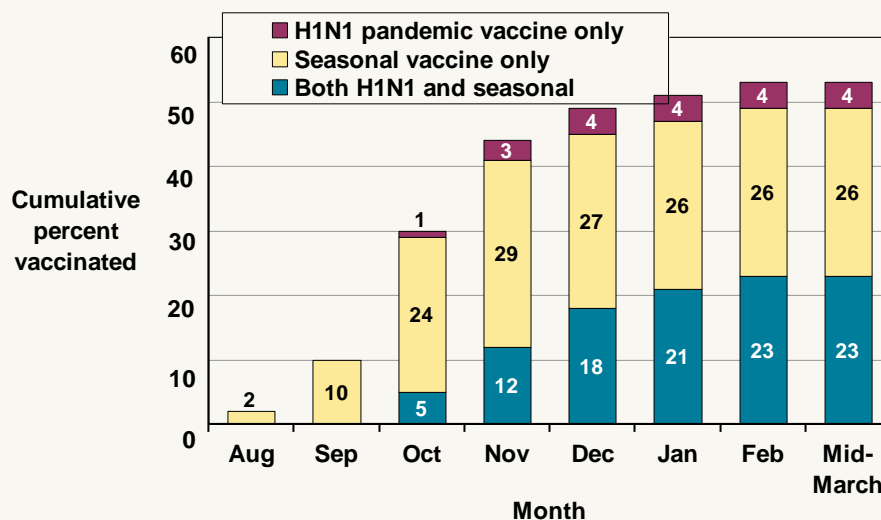
Today's Talk Covers Three Topics

- Show uptake of seasonal vaccine among specifically recommended adults
- Compare patterns of seasonal vaccination this year to last year
- **Show relationship between seasonal and H1N1 pandemic vaccination**

RAND

A8873-17 04/2010

Uptake of H1N1 Pandemic Vaccine Was Strongly Associated with Seasonal Uptake

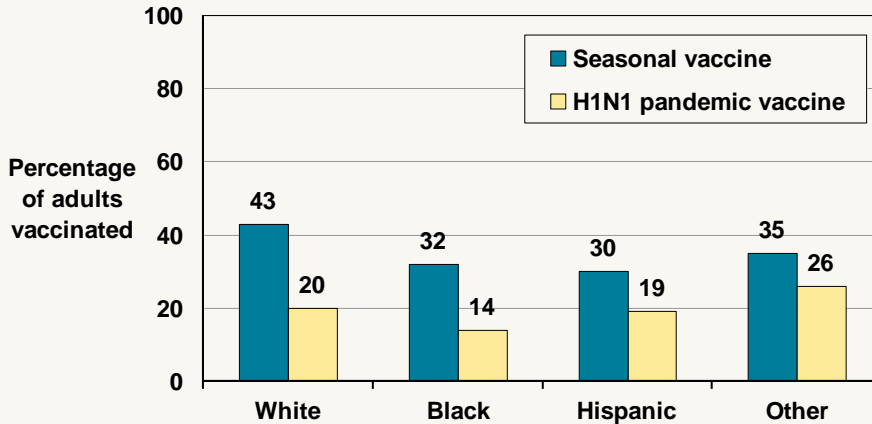


NOTE: Includes adults specifically recommended for both vaccines.

RAND

A8873-18 04/2010

Racial Disparities in Uptake Were Less Apparent for H1N1 Pandemic Vaccination



NOTE: Seasonal uptake among white adults significantly higher ($p < 0.05$) compared to that among other racial/ethnic groups; H1N1 pandemic uptake among white adults not significantly ($p > 0.05$) different.

RAND

A8873-19 04/2010

Key Findings and Implications

- Overall uptake of seasonal vaccine changed little from last year
- Yet, changed patterns of uptake by month, age, and location may reflect
 - Increased awareness
 - Encouragement to be vaccinated early
 - Differences in seasonal and pandemic recommendations
- Findings beg the question: Will changed patterns of uptake be sustained after the pandemic?
- Findings suggest a link between seasonal vaccination and acceptance of pandemic vaccine

RAND

A8873-20 04/2010

For more information visit

http://www.rand.org/health/projects/flu_survey

