

Public Health At Polling Places

Douglas Shenson M.D. M.P.H.

**SPARC (Sickness Prevention
Achieved through Regional
Collaboration)**



VOTE & VAX

Vote & Vax: History

- **1997:** SPARC pilots Vote & Vax, Litchfield County, CT
- **2004:** Projects at 60 polling places in 12 states.
 - National flu shot shortage; 1,031 shots delivered.
 - These clinics also delivered 224 PPV, 91 tetanus, 70 hepatitis A and 52 hepatitis B shots.
- **2006:** Projects at 127 polling places in 14 states; 13,790 shots delivered.



VOTE & VAX

Challenges in 2008

- Recruiting hundreds of local health providers across the country.
- Educating providers on how to work with local election officials.
- Maintaining a non-partisan, non-political posture in a highly-politicized media environment.
- A historic election with unprecedented national attention and voter turnout.



Meeting These Challenges

We met these challenges through:

1. Collaboration with national partners
2. Comprehensive provider outreach to membership of national partner organizations
3. Technical assistance to local providers
4. Media Outreach



Vote & Vax National Collaborators

AARP

American Public Health Association

Association of Immunization Managers

Association of State and Territorial Health Officials

Immunization Coalitions Technical Assistance Network

National Association of Area Agencies on Aging

National Association of Chronic Disease Directors

National Association of County and City Health Officials

National Association of State Units on Aging

National Center for Chronic Disease Prevention, CDC

Visiting Nurse Associations of America



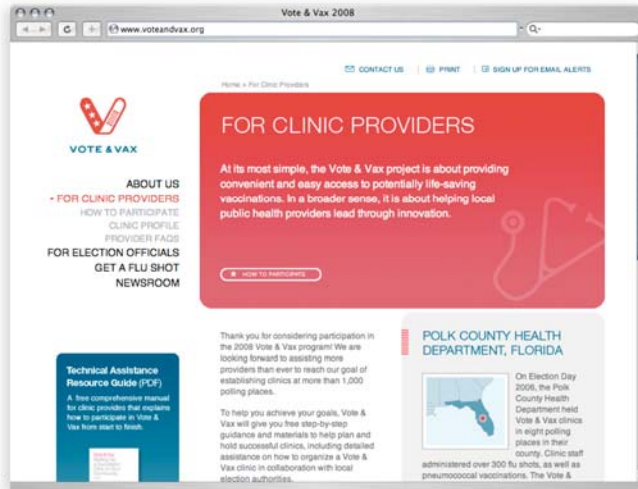
Our Message: Vote & Vax is smart...

For the community. An effective way to extend protection to those who would not otherwise be vaccinated.


For providers. A valuable way to become better known in the community as a responsive and dependable source of health care services.



Our website offered information, guidance and access to our nationwide network.



Provider Outreach



Vote & Vax provided technical assistance and promotional materials to educate and assist providers.

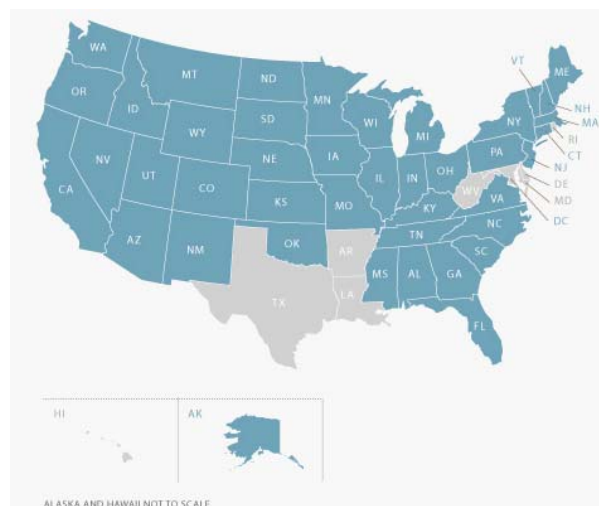


How did we do?

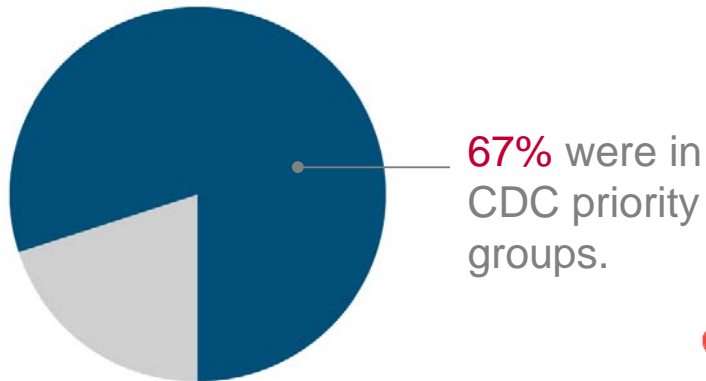
Vote & Vax clinics delivered **21,434** flu vaccinations at **331** locations in **42** states plus the District of Columbia.



Vote & Vax: A Nationwide Success



We hit the most important targets...



We reached new populations...

48 % were irregular or unlikely flu shot recipients – that is, they did not receive a shot last year or would not have otherwise received one this year.

52% were regular flu shot recipients.



Including underserved populations...

Percent irregular and unlikely flu shot recipients:

60% among African-Americans

65% among Hispanics

71% among uninsured



Other data tidbits...

- Approximately **1 in 20 voters** were vaccinated
- Average of **9 shots/hr** (range 0-57 shots/hr)
- **Two-thirds** of recipients had heard of Vote & Vax before
- **49 of 50 agencies would** Vote & Vax to other agencies



Media Results



Vote & Vax received a total of 350 media hits

VOTE & VAX

What's Vote & Vax's Potential?

More than 120 million Americans vote in national elections.

Approximately 70% the voters are over age 50.

Fewer than 40% of adults ages 50-64 receive an annual flu shot.



VOTE & VAX

Vote & Vax and Preparedness

- A bi-annual preparedness exercise with real world and real-time challenges

In the event of a pandemic or disaster:

- There are 186,000 polling places across U.S.
- In every neighborhood and by statute accessible to persons with disabilities
- Minimizes cross-neighborhood contact



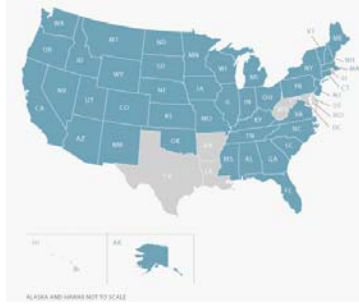
Want more info?

info@voteandvax.org
(617) 796-7966

www.voteandvax.org



Vote & Vax: A Shared Success



Thank You to Our Collaborators

